

30/06/2024

**Sector: Eurozone Large-Cap Equity**

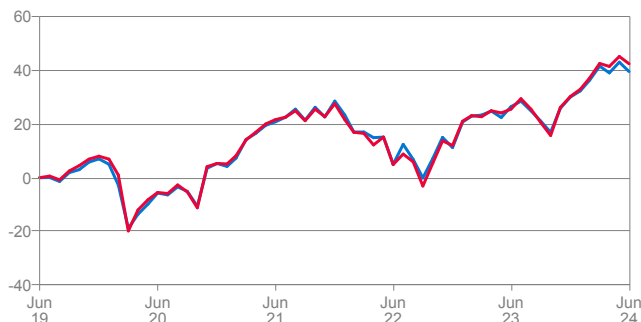
## Strategy

EB Equities Indexed is an investment fund open to group insurance participants as a Branch 23 investment. This fund seeks to maximise growth by investing insurance premiums primarily in Eurozone equities. The portfolio composition is designed to track and beat the market. Maximum diversification is achieved by investing in a wide range of assets across multiple sectors (multi-asset).

## Performance

Fund indexed return compared with sector average over 5 Years in %

Calculation Date 30/06/2024




## Performance Overview in %

	Fund	Sector
3 months	-0.14	-1.41
YTD	9.34	7.33
1 year	13.44	10.36
3 years	17.10	15.46
3 years Annualized	5.40	4.91
5 years Annualized	7.32	6.98
10 years Annualized	-	-
Since Launch Annualized	7.04	6.91

(Calculation Basis: BID-BID, Gross reinvestment, in Euro Ex Belgian Franc terms)

## Risk

Risk Class



Currency risk

Very Low

Interest risk

None

Equity risk

Very High

Annualised volatility of the fund compared to it's peer group



Calculation over 5 years. Calculation date 30/06/2024

## Key Statistics

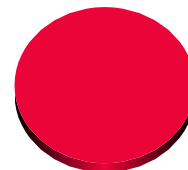
Latest Price (28/06/2024)	7.26
Currency	EUR
Fund size (28/06/2024)	€8.48 Mil.
Fund size (31/12/2023)	€7.67 Mil.
Fund size (31/12/2022)	€6.10 Mil.
Fund size (31/12/2021)	€6.38 Mil.
Launch Date	17/10/2016
Pricing Frequency	Daily
Compartment	Full equity

## Sector Allocation

Top Positions	Holding valuation date 30/06/2024
1. Financials	21.03%
2. Consumer Discretionary	15.62%
3. Industrials	14.36%
4. Information Technology	14.00%
5. Consumer Staples	7.87%

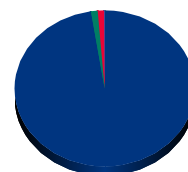
## Asset Allocation

Assets	Holding valuation date 30/06/2024
Stocks	100.00%



## Geographic Weight

Regions	Holding valuation date 30/06/2024
EMU	97.55%
Europe Ex-EMU	1.21%
North America	1.16%
Emerg. Europe	0.07%
Asia	0.02%
Emerg. Markets	0.00%



Unit-linked (branch 23) products relate to insurance operations of which the financial risk is fully borne by the policyholder and for which AG Insurance does not guarantee any result. This document is provided for information purposes only and does not make up an integral part of the insurance contract. The company cannot be held liable should certain data prove to be no longer valid. The risk class determined by the Royal Decree relating to Life insurance represents the probability of difference between the return finally achieved and the expected investment return. The returns achieved in the past do not constitute a guarantee for the future. The financial risk of such investment funds is borne by the policyholder. For any additional information on such funds, we refer to the management regulations which may be obtained free of charge from AG Insurance.

© 2020 Morningstar. All Rights Reserved. The information, data, analyses and opinions ("Information") contained herein: (1) include the proprietary information of Morningstar and Morningstar's third party licensors; (2) may not be copied or redistributed except as specifically authorised; (3) do not constitute investment advice; (4) are provided solely for informational purposes; (5) are not warranted to be complete, accurate or timely; and (6) may be drawn from fund data published on various dates. Morningstar is not responsible for any trading decisions, damages or other losses related to the Information or its use. Please verify all of the Information before using it and don't make any investment decision except upon the advice of a professional financial adviser. Past performance is no guarantee of future results. The value and income derived from investments may go down as well as up.