

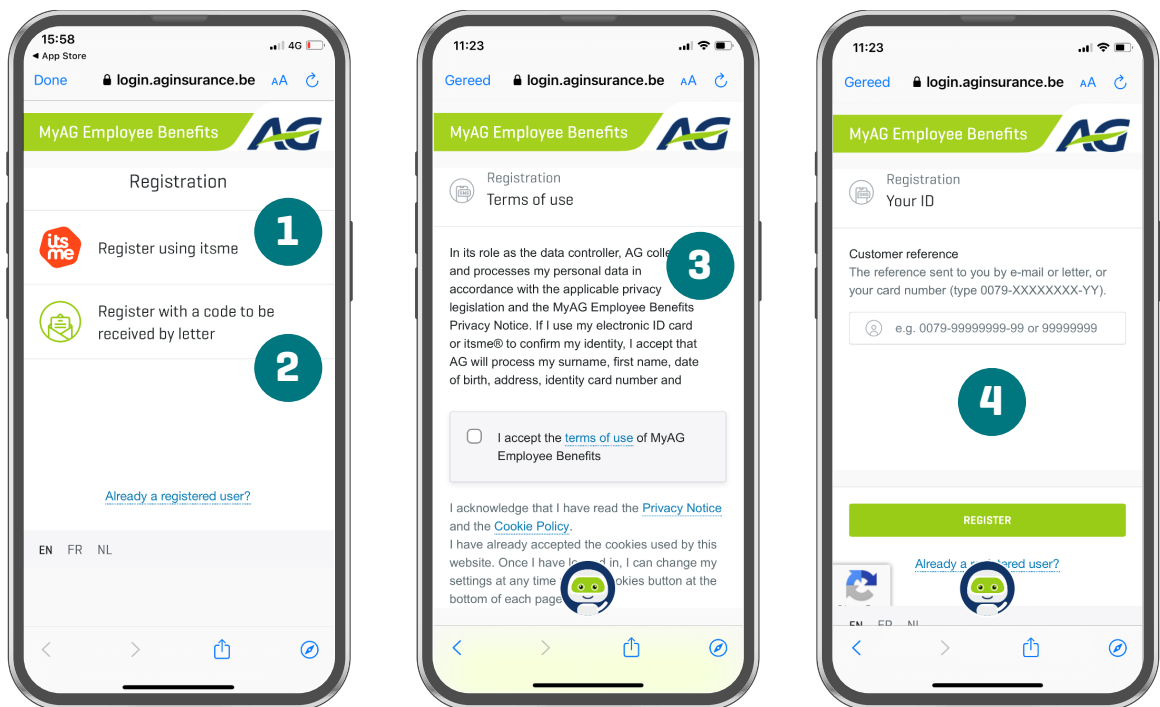
Never go anywhere without your MyAG Employee Benefits app

1) Registration on the MyAG Employee Benefits app [one-time procedure]

Don't have a MyAG Employee Benefits account yet?

Then there are 2 ways to register:

- 1 In a flash via the **itsme** app.
- 2 Via a **code** that will be sent to you in the mail a few days later.
- 3 Click on your preferred registration method, then read and accept the **Terms of Use** to proceed.
- 4 For both options, you'll be prompted to enter your customer reference. This is the number on your **letter or e-mail**. You can also use the number on your **My Healthcare Card** (if you have one), which starts with 0079.



Need help registering?

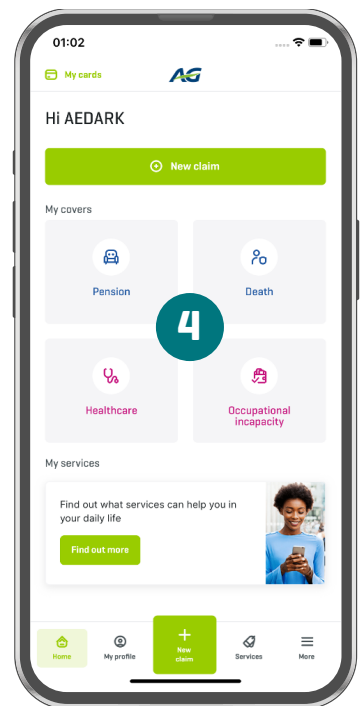
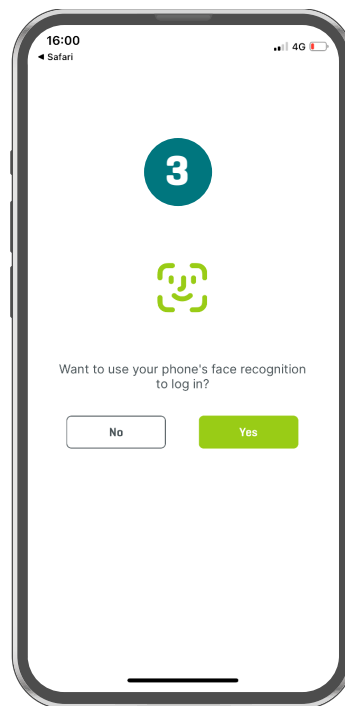
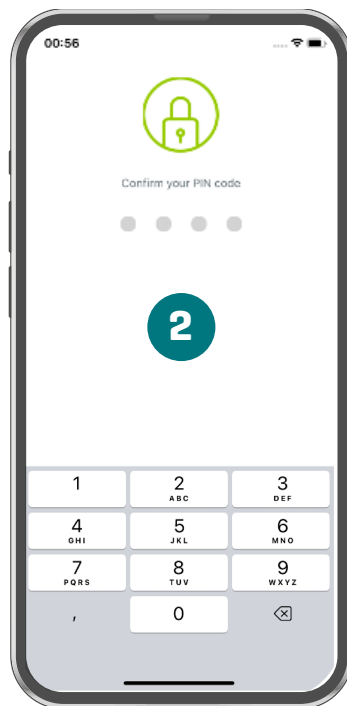
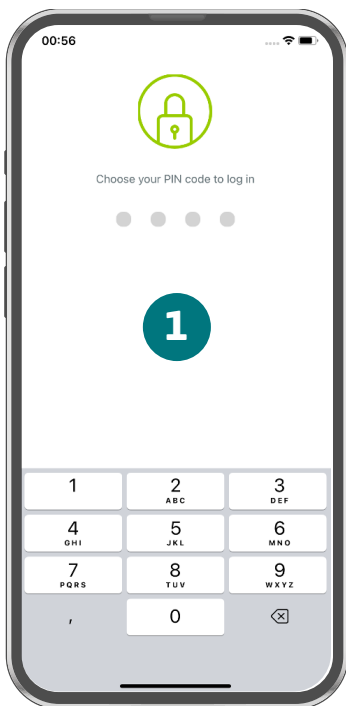
Our chatbot AGGIE will help you register and answer all your questions.

More info on how to use the app can be found at: <https://myageb.aginsurance.be/en/Pages/myageb-app.aspx>.

Never go anywhere without your MyAG Employee Benefits app

2) Activating and setting up the app

- 1 Choose a 4-digit PIN code.
- 2 Confirm your PIN code.
- 3 If you wish, you can also set up facial recognition or your fingerprint.
- 4 You're now ready to use the MyAG Employee Benefits app!



Need help?

Our chatbot AGGIE will help you and answer all your questions.

More info on how to use the app can be found at:
<https://myageb.aginsurance.be/en/Pages/myageb-app.aspx>.